

VESTEL

MOBILITY

Data sheet EVC 04

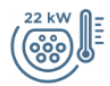


**EVC04 is the versatile all-rounder
in the AC charging sector.**

Fully customizable to fit the purpose, EVC04 is ideal for both private and professional charging requirements.

Highlights

Version: 05/2024



Up to 22 kW AC charging until 50°C constantly



Local and remote load management



RFID activation already included in



High Secure Data Communication



4.3" Display



Online via Cellular, Wi-Fi or Ethernet



Ready for ISO 15118-2



Highlights

Version: 05/2024

Fully configurable according to use cases

Depending on the equipment, the EVC04 can be used simply in the private sector or with full equipment in professional use cases.




Superior load management functions

EVC04 provides load tracking dynamically in single use or multiple use and offer more room for charging with smart load management.

Operating with solar systems

According to energy production, All green energy can be used for your electric vehicle or grid support can be used together with solar energy.



Technical data

Version: 05/2024

General information

Charging mode	AC, mode 3
Number of charging points	1
Charging connector	AC Type-2 Socket or tethered cable, Type-1 Tethered Cable
Cable length	5 or 7 meters
IT backend connection	OCPP 1.6 JSON
Package dimensions (HxWxD)	530x405x240

Mechanical details

Mounting type	Wall or pole mounted
Different Cabinet Options	Zenith, Libra, Oval
Enclosure material	PC Plastic (5VA flame retardant)
Dimensions (Oval) (HxWxD)	460 x 315 x 135 mm
Dimensions (Zenith) (HxWxD)	460 x 312 x 163 mm
Dimensions (Libra) (HxWxD)	460 x 312 x 163 mm
Weight	5 kg

Electrical data

Max. charging output per charge point	Up to 22 kW
Input: Nominal voltage, number of phases	1-P; 230 V _{ac} ±10%, 50/60 Hz 3-P; 400 V _{ac} ±10%, 50/60 Hz
Output: Voltage	230-400V
Output: Current	10-13-16-20-25-30-32A (AC7 and AC22 series) 10-13-16A (AC11 series)
Stand-by power consumption	< 5W
Earthing system	3L+N+PE (TN, TT)
IEC Protection class	Class I
DC Residual Current Sense	6 mA
Built-in RCCB (Optional)	Type-A High Immunity
Internal Protection	Over Current, Over Voltage, Under Voltage, DC/AC Residual Current, Over Temperature, Short Circuit, Socket Interlock, Surge/Lightning, Earth Fault, Phase- Neutral Reverse Detection
Tamper Switch	Available with HS variants

Technical data

Version: 05/2024

Connectivity

Communication interface (Optional)	Wi-Fi, ethernet, cellular (2G/3G/4G)
Protocols for communication with IT backend	OCPP 1.6 JSON
Communication with third-party devices	Modbus TCP/IP, EEBUS
Authentication methods	Free mode, RFID, mobile application, ISO15118-2 Plug&Charge, OCPP
User Interface	Web Configuration user interface
Display (Optional)	4.3"
Built-in MID Meter (Optional)	Accuracy Class B (% 1) Eichrecht approved

Certification

IP protection class	IP 54 IP 66 (Tethered Cable Model)
Impact resistance	IK 10
Cyber Security	Complying with the Electric Vehicles (Smart Charge Points) Regulations 2021
Approvals	CE, UL, Eichrecht, RoHS, REACH, GPSD, WEEE
Standards	IEC 61851-1/22/, IEC 60950-1/22, IEC TS-62763, IEC 62955, UL 2202, UL 2594, UL 2231-1/2

Environmental conditions

Environmental operating temperature	-35°C to + 55 °C(+ 50 °C for RCCB or Eichrecht equipped models)
Humidity	5 % - 95 % (Rel. humidity, non-cond.)
Cooling	NA
Areas of use	Internal & External areas
Operating altitude above sea level	0 - 4000 m



Z.E. READY
CERTIFIED



Technical data

Version: 05/2024

Product versions

MODEL DESCRIPTION : EVC04-AC*****-*

EVC04 : Electric Vehicle AC Charger (Mechanical Cabinet 04)

1st Asterisk (*) : Rated Power

7 : 7.4 kW (1Phase Supply Equipment)

11 : 11 kW (3Phase Supply Equipment)

22 : 22 kW (3Phase Supply Equipment)

2nd Asterisk (*) can include combinations of the following communication module options. RFID reader is standard equipment for all of the model variants. "S" or "HS" option must be included for selecting combinations of W, L and P:

Blank : No connectivity module except RFID reader

S : Smart Board with Ethernet Port

HS : High Secure Smart Board with Ethernet Port

W : Wi-Fi module or WiFi & Bluetooth module

L : LTE / 3G / 2G module

P : ISO 15118 PLC module

3rd Asterisk (*) can be one of the following:

Blank : No Display

D : 4.3" TFT color display

4th Asterisk (*) can be one of the following:

Blank : No RCCB

A : Charging unit with Type-A RCCB

MID : Charging unit with MID meter.

PEN : Broken PEN detection and disconnection function

EICH : Charging Unit with Eichrecht Conformity

5th Asterisk (*) can be one of the following:

Blank : Case-B Connection with normal socket

T2S : Case-B Connection with shuttered socket

T2P : Case C Connection with Type-2 plug

T1P : Case C Connection with Type-1 plug

6th Asterisk (*) can be one of the following:

Blank : EVC04 standard cabinet

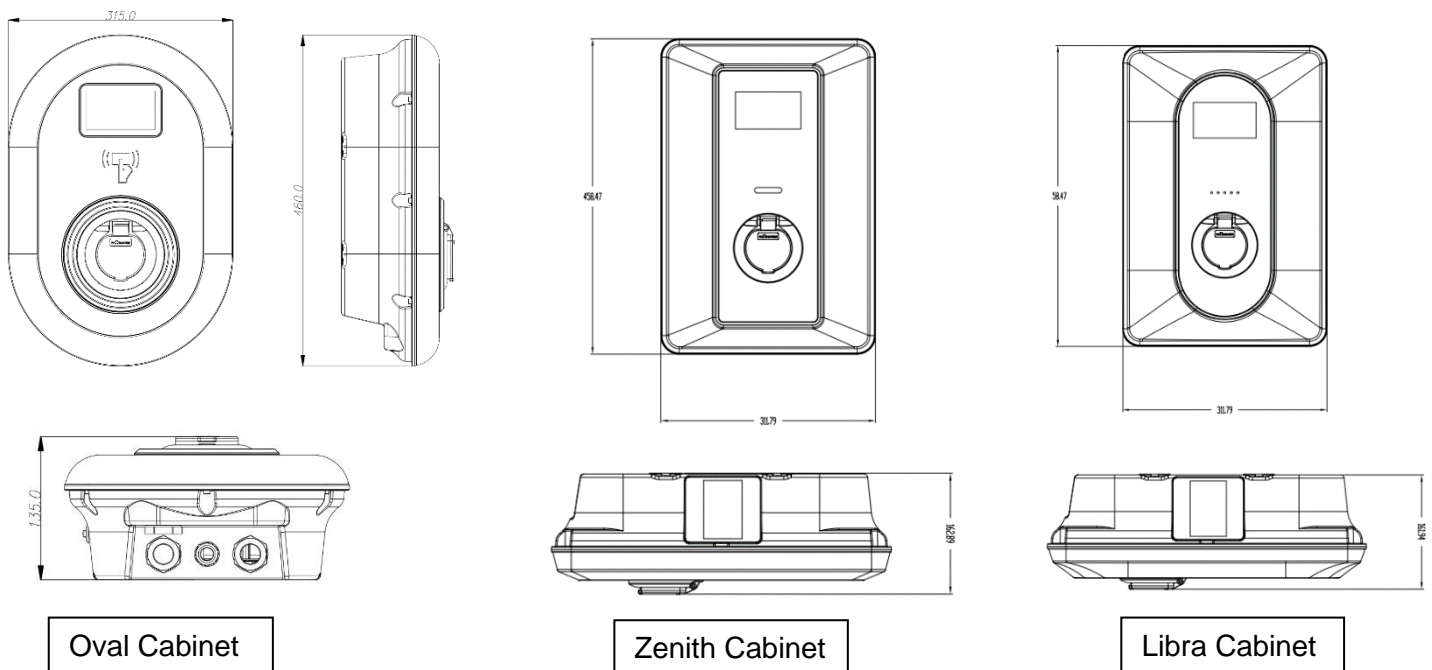
ZEN : Zenith Cabinet

LIB : Libra Cabinet

Technical data

Version: 05/2024

Technical drawing



Additional accessories

EVC 04

Steel stand

Power Optimizer for Dynamic Load Management

Current Transformers (as clamp type) for Dynamic Load Management
